




TM  
®



© Japan 2000-2005  
All design and copyrights reserved



Design by Akio Yamamoto (JP)

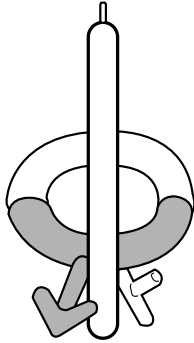
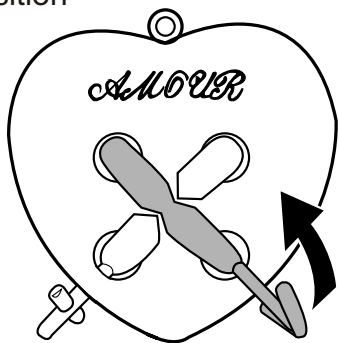
Exclusive European distribution  
by Eureka bvba - 2812 Belgium

1

Front view

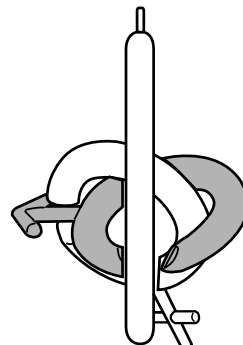

Side view

Starting position





2

Loosen the two rings by pressing them into one another. Then align the gap of one of the rings (either will do) with the hole in the heart.





3

Then slide it upwards a little. Slide the other ring upwards in the same way.



5

In this way a ring can be released. You can release the other ring in the same way.



4

Rotate one of the rings 90 degrees.

