




TM
®



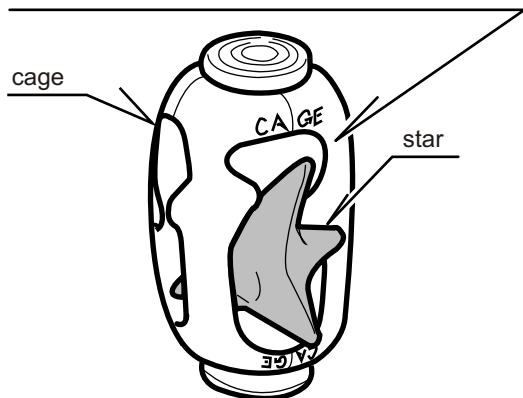
© Japan 2000-2005
All design and copyrights reserved



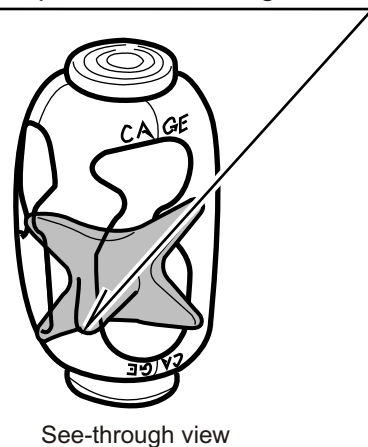
Design by Professor Bakalar (CZ)

Exclusive European distribution
by Eureka bvba - 2812 Belgium

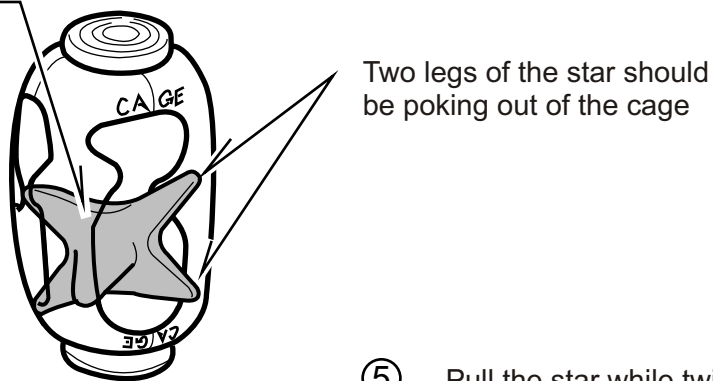
- ① Start
Look for the window shaped like this



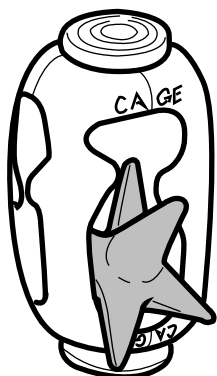
- ② Make the shortest leg of the star touch this part inside the cage



- ③ Place the star so that the legs of the star with the shallower angle face up and down



- ④ Position so three legs outside the cage



- ⑤ Pull the star while twisting towards yourself and the star comes out

